



# Safety Tips

## MATCHES ARE TOOLS

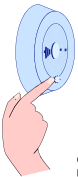
FOR GROWN-UPS



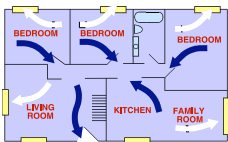
- Buy child-resistant lighters.
- Keep all matches and lighters out of sight in a high, locked cabinet.
- Teach children they must ask for parent permission before touching matches or lighters.
- Children, as young as 8 years old, can be arrested for burning objects or causing a fire.
- Children under 8 who use matches with parent supervision are 50 percent more likely to use matches later without the parent's knowledge than children not allowed to use matches at all.



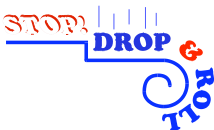
- Never leave your young children unattended, not even for a couple of minutes. The youngest child in Sacramento history that used a bbq lighter and caused a house fire was 18 months old.



- Show your children how to be fire safe: have working smoke detectors outside all sleeping areas and on every level of your home.
- Allow your children to watch you test your detectors once a month by pushing the test button to make sure they are working. Replace smoke detectors after 10 years.



- Plan and practice an escape plan with everyone in the household.
- Make sure there are two ways out of every room.
- If you see fire or smoke, get out right away, crawling low under the smoke.
- Have a meeting place outside, away from your home, where everyone can meet after escaping from the fire. Call 9-1-1 from a neighbor's home.



- Teach everyone to stop, drop and roll if his or her clothes catch fire.